

# DIESEL GENERATOR SET / MEW POWER GENERATOR



WATER-COOLED



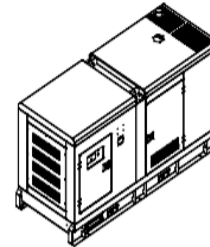
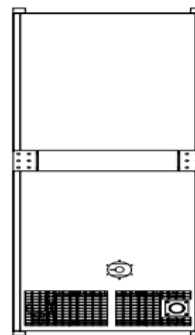
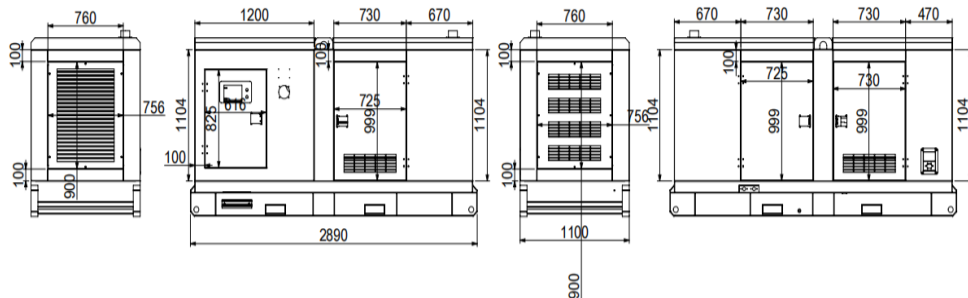
THREE PHASE



60HZ



DIESEL FUEL



## STANDARD SPECIFICATIONS

- ENGINE  
FOUR STROKE HEAVY DUTY HIGH PERFORMANCE INDUSTRIAL DIESEL ENGINE.
- ENGINE FILTRATION SYSTEM
  - AIR FILTER
  - FUEL FILTER
  - FULL FLOW LUBO OIL FILTER
 ALL FILTERS HAS REPLACEABLE ELEMENTS
- COOLING SYSTEM  
EFFICIENT WATER-COOLED SYSTEM WITH COMPLETE SAFETY GUARDS, DESIGNED TO COOL THE ENGINE AT HIGH AMBIENT TEMPERATURES (CONSULT US FOR DE-RATION FACTORS)
- EXHAUST SYSTEM  
HEAVY DUTY INDUSTRIAL EXHAUST SILENCER
- CIRCUIT BREAKER TYPE  
DELIXI MCCB 3POLE

GENERATING SET MODEL	DC-146
OUTPUT RATING	PRIME STANDBY
240V,3PH, 60HZ,1800RPM	133KVA 146KVA
	106KW 117KW

ALTERNATOR DATA	
MAKE	STAMFORD
MODEL	UCI274D
NO.OF BEARINGS	1
INSULATION CLASS	H
WIRES	12
INGRESS PROTECTION	IP23
EXCITATION SYSTEM	SHUNT
VOLTAGE	±1%

ENGINE TECHNICAL DATA		
ENGINE MAKE	CUMMINS	
ENGINE MODEL	6BTA5.9-G2	
GOVERNING TYPE	ELECTRICAL	
NUMBER OF CYLINDERS	6	
CYLINDER ARRANGEMENT	IN-LINE	
BORE AND STROKE (mm)	102 X 120	
DISPLACEMENT	5.9	L
ASPIRATION	TURBOCHARGED & AIRCOOLED	
CYCLE	4 STROKE	
COMPRESSION RATIO	17.3:1	
COOLING SYSTEM	WATER-COOLING	
FREQUENCY & ENGINE SPEED	60HZ & 1800RPM	
	PRIME	STANDBY
GROSS ENGINE POWER kWm	120kWm	132kWm
FUEL CONSUMPTION @ 100% L/hr	31	34
FUEL CONSUMPTION @ 50% L/hr	16	-

DIMENSION & WEIGHT	
LENGTH mm	2790
WIDTH mm	1100
HEIGHT mm	1500
WEIGHT*kg	1552
FUEL TANK CAPACITY	210L

CONTROL PANEL	
MAKE	DEEP SEA
MODEL	DSE6020

PLEASE REFER TO DSE6020 BROCHURE FOR MORE DETAILS

AN INSPIRED DESIGN TO MEET YOUR NEEDS

# DIESEL GENERATOR SET / MEW POWER GENERATOR

## RATINGS DEFINITION

### PRIME POWER

THESE RATING ARE APPLICABLE FOR SUPPLYING CONTINUOUS ELECTRICAL POWER (AT VARIABLE LOAD) IN LIEU OF COMMERCIALY PURCHASED POWER. 10% OVERLOAD POWER IS AVAILABLE FOR 1HOUR IN 12HOURS CONTINUOUS OPERATION.

### STANDBY POWER

THESE RATING ARE APPLICABLE FOR SUPPLYING CONTINUOUS ELECTRICAL POWER (AT VARIABLE LOAD) IN THE EVENT OF A UTILITY POWER FAILURE. NO OVERLOAD IS PERMITTED.

### STANDARD REFERENCE CONDITIONS

OUTPUT RATING ARE PRESENTED AT 27°C AIR INLET TEMPERATURE, BAROMETRIC PRESSURE 100kPa, RELATIVE HUMIDITY 30%. THIS GENERATING SET IS DESIGNED TO OPERATE AT HIGH AMBIENT TEMPERATURE (UP TO 52°C), HUMIDITY (UP TO 90%) AND HIGH ALTITUDES. DE-RATION MAY APPLY, PLEASE CONSULT US FOR SPECIFIC SITE RATINGS.

### AVAILABLE OPTIONS & ACCESSORIES

WE OFFER A RANGE OF OPTIONAL FEATURES AND ACCESSORIES TO TAILOR OUR GENERATING SETS TO MEET YOUR POWER NEEDS.

### OPTIONS

- A VARIETY OF GENERATING SET CONTROL AND SYNCHRONIZING PANELS
- ADDITIONAL PROTECTION ALARMS AND SHUTDOWNS
- WATER - FUEL SEPERATOR
- WATERJACKET HEATER
- BATTERY CHARGER

### ACCESSORIES

- GENUINE SPARE PARTS
- AUXILIARY FUEL TANKS
- MANUAL & AUTOMATIC TRANSFER SWITCHS

ASSEMBLED AND DISTRIBUTED BY



ADD:AVENIDA CIRCUNVALACION DEL SOL TORRE SANTA PAULA PLAZA III, PISO 3, OFICINA 306 URBANIZACION SANTA PAULA, CARACAS, ZP 1061, VENEZUELA

ZP 1061, Caracas, Venezuela

<http://www.mewdevenezuela.com/>

<mailto:info@mewdevenezuela.com>

## STANDARD SPECIFICATIONS

### 6. FUEL SYSTEM

ON GENERATING SETS UP TO 750KVA STANDBY, THE CHASSIS DESIGN IS INCORPORATED WITH INTEGRAL FUEL TANK WITH A CAPACITY OF APPROX 5HOURS TO 8HOURS RUNNING AT FULL LOAD. THE TANK IS SUPPLIED COMPLETE WITH FILL CAP, BREATHER, FUEL FEED AND RETURN LINES TO THE ENGINE AND DRAIN PLUG.

### 7. ALTERNATOR

#### 7.1 INSULATION SYSTEM

- THE INSULATION SYSTEM IS CLASS H

- ALL WINDINGS ARE IMPREGNATED IN EITHER A TRIPLE DIP THERMOSETTING LIQUID, OIL AND ACID RESISTING POLYESTER VARNISH OR VACUUM PRESSURE IMPREGNATED WITH A SPECIAL POLYESTER RESIN.

- HEAVY COAT OF ANTITRACKING VARNISH ADDITIONAL PROTECTION AGAINST MOISTURE OR CONDENSATION

#### 7.2 AUTOMATIC VOLTAGE REGULATOR (AVR)

- THE FULLY SEALED AUTOMATIC VOLTAGE REGULATOR MAINTAINS THE VOLTAGE REGULATION AT ±1%.

#### 7.3 MOTOR STARING (OPTIONAL)

- AN OVERLOAD CAPACITY EQUIVALENT TO 300% OF THE FULL LOAD IMPEDANCE AT ZERO POWER FACTOR CAN BE SUSTAINED FOR 10 SECONDS, WHEN AREP (AUXILIARY WINDING)OPTION IS FITTED.

### 8. MOUNTING ARRANGMENT

#### 8.1 CHASSIS

THE COMPLETE GENERATING SET IS MOUNTED AS A WHOLE ON A HEAVY DUTY FABRICATED STEEL CHASSIS.

### 8.2 ANTI-VIBERATION MOUNTING DUMPER

DUMPER ARE AFFIXED BETWEEN THE ENGINE & ALTERNATOR FEET AND THE CHASSIS, THUS ENSURING COMPLETE VIBRATION ISOLATION OF ROTATING ASSEMBLY.

### 8.3 COUPLING

THE ENGINE AND ALTERNATOR ARE DIRECTLY COUPLED BY MEANS OF AN SAE FLANGE. THE ENGINE FLYWHEEL IS FLEXIBLY COUPLED TO THE ALTERNATOR ROTOR.

### 8.4 SAFETY GUARDS

THE FAN & FAN DRIVE ALONG WITH THE BATTERY CHARGING ALTERNATOR ARE SAFETY GUARD PROTECTED FOR PERSONAL PROTECTION.

### 9. TESTS

- THE GENERATING SET IS LOAD TEST BEFORE DISPATCH.
- ALL PROTECTIVE DEVICES CONTROL FUNCTIONS AND SITE LOAD CONDITIONS ARE SIMULATED. THE GENERATOR AND IT'S SYSTEMS ARE CHECKED BEFORE DISPATCH.

### 10. EQUIPMENT FINISHING

ALL MILD STEEL COMPONENTS ARE FULLY DEGREASED AND PAINTED WITH POWDER COATED PAINT TO ENSURE MAXIMUM SCUFF RESISTANCE AND DURABILITY.

### 11. EQUIPMENT FINISHING

OPERATION & MAINTENANCE MANUAL, CIRCUIT WIRING DIAGRAMS.

### 12. QUALITY STANDARDS

THE EQUIPMENT MEETS THE FOLLOWING STANDARDS:BS4999, BS5000, BS5514, IEC60034, VDE0530 AND ISO8528

### 13. WARRANTY

ALL OF THE GENERATING SETS ARE COVERED UNDER A WARRANTY POLICY FOR A PERIOD OF 12MONTHS OR 1 YEAR (WHICHEVER COMES EARLIER) OF THE EQUIPMENT IS IN LINE WITH MANUFACTURERS WARRANTY TERMS AND CONDITIONS.

IN LINE WITH CONTINUOUS PRODUCT DEVELOPMENT, WE RESERVE THE RIGHT TO CHANGE SPECIFICATIONS WITHOUT NOTICE.