





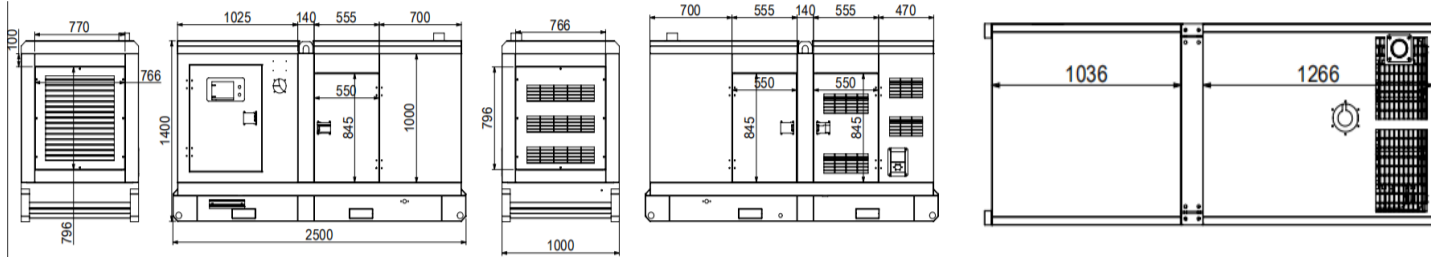
DIESEL GENERATOR SET / MEW POWER GENERATOR



-  WATER-COOLED
-  THREE PHASE
-  60HZ
-  DIESEL FUEL

STANDARD SPECIFICATIONS

1. ENGINE
FOUR STROKE HEAVY DUTY HIGH PERFORMANCE INDUSTRIAL DIESEL ENGINE.
2. ENGINE FILTRATION SYSTEM
 - AIR FILTER
 - FUEL FILTER
 - FULL FLOW LUBO OIL FILTER
 ALL FILTERS HAS REPLACEABLE ELEMENTS
3. COOLING SYSTEM
EFFICIENT WATER-COOLED SYSTEM WITH COMPLETE SAFETY GUARDS, DESIGNED TO COOL THE ENGINE AT HIGH AMBIENT TEMPERATURES (CONSULT US FOR DE-RATION FACTORS)
4. EXHAUST SYSTEM
HEAVY DUTY INDUSTRIAL EXHAUST SILENCER
5. CIRCUIT BREAKER TYPE
DELIXI MCCB 3POLE



GENERATING SET MODEL		DC-55		ALTERNATOR DATA	
OUTPUT RATING	PRIME	STANDBY	MAKE	STAMFORD	
240V,3PH, 60HZ,1800RPM	50KVA	55KVA	MODEL	PI 144K	
	40KW	44KW	NO.OF BEARINGS	1	
			INSULATION CLASS	H	
ENGINE TECHNICAL DATA			WIRES	12	
ENGINE MAKE	CUMMINS		INGRESS PROTECTION	IP23	
ENGINE MODEL	4BT3.9-G2		EXCITATION SYSTEM	SHUNT	
GOVERNING TYPE	ELECTRICAL		VOLTAGE	±1%	
NUMBER OF CYLINDERS	4		DIMENSION & WEIGHT		
CYLINDER ARRANGEMENT	IN-LINE		LENGTH mm	2280	
BORE AND STROKE (mm)	102 X 120		WIDTH mm	950	
DISPLACEMENT	3.9	L	HEIGHT mm	1250	
ASPIRATION	TURBOCHARGED		WEIGHT*kg	1070	
CYCLE	4 STROKE		FUEL TANK CAPACITY	100L	
COMPRESSION RATIO	18.0:1		CONTROL PANEL		
COOLING SYSTEM	WATER-COOLING		MAKE	DEEP SEA	
FREQUENCY & ENGINE SPEED	60HZ & 1800RPM		MODEL	DSE6020	
GROSS ENGINE POWER kWm	PRIME	STANDBY	PLEASE REFER TO DSE6020 BROCHURE FOR MORE DETAILS		
FUEL CONSUMPTION @ 100% L/hr	40kWm	44kWm	AN INSPIRED DESIGN TO MEET YOUR NEEDS		
FUEL CONSUMPTION @ 50% L/hr	10.7	11.7			
	6.2	-			

DIESEL GENERATOR SET / MEW POWER GENERATOR

RATINGS DEFINITION

PRIME POWER

THESE RATING ARE APPLICABLE FOR SUPPLYING CONTINUOUS ELECTRICAL POWER (AT VARIABLE LOAD) IN LIEU OF COMMERCIALY PURCHASED POWER. 10% OVERLOAD POWER IS AVAILABLE FOR 1HOUR IN 12HOURS CONTINUOUS OPERATION.

STANDBY POWER

THESE RATING ARE APPLICABLE FOR SUPPLYING CONTINUOUS ELECTRICAL POWER (AT VARIABLE LOAD) IN THE EVENT OF A UTILITY POWER FAILURE. NO OVERLOAD IS PERMITTED.

STANDARD REFERENCE CONDITIONS

OUTPUT RATING ARE PRESENTED AT 27°C AIR INLET TEMPERATURE, BAROMETRIC PRESSURE 100kPa, RELATIVE HUMIDITY 30%. THIS GENERATING SET IS DESIGNED TO OPERATE AT HIGH AMBIENT TEMPERATURE (UP TO 52°C), HUMIDITY (UP TO 90%) AND HIGH ALTITUDES. DE-RATION MAY APPLY, PLEASE CONSULT US FOR SPECIFIC SITE RATINGS.

AVAILABLE OPTIONS & ACCESSORIES

WE OFFER A RANGE OF OPTIONAL FEATURES AND ACCESSORIES TO TAILOR OUR GENERATING SETS TO MEET YOUR POWER NEEDS.

OPTIONS

- A VARIETY OF GENERATING SET CONTROL AND SYNCHRONIZING PANELS
- ADDITIONAL PROTECTION ALARMS AND SHUTDOWNS
- WATER - FUEL SEPERATOR
- WATERJACKET HEATER
- BATTERY CHARGER

ACCESSORIES

- GENUINE SPARE PARTS
- AUXILIARY FUEL TANKS
- MANUAL & AUTOMATIC TRANSFER SWITCHS

ASSEMBLED AND DISTRIBUTED BY



ADD:AVENIDA CIRCUNVALACION DEL SOL TORRE SANTA PAULA PLAZA III, PISO 3, OFICINA 306 URBANIZACION SANTA PAULA, CARACAS, ZP 1061, VENEZUELA

ZP 1061, Caracas, Venezuela
<http://www.mewdevenezuela.com/>

mailto:info@mewdevenezuela.com

STANDARD SPECIFICATIONS

8.2 ANTI-VIBERATION MOUNTING DUMPER

DUMPER ARE AFFIXED BETWEEN THE ENGINE & ALTERNATOR FEET AND THE CHASSIS, THUS ENSURING COMPLETE VIBRATION ISOLATION OF ROTATING ASSEMBLY.

8.3 COUPLING

THE ENGINE AND ALTERNATOR ARE DIRECTLY COUPLED BY MEANS OF AN SAE FLANGE. THE ENGINE FLYWHEEL IS FLEXIBLY COUPLED TO THE ALTERNATOR ROTOR.

8.4 SAFETY GUARDS

THE FAN & FAN DRIVE ALONG WITH THE BATTERY CHARGING ALTERNATOR ARE SAFETY GUARD PROTECTED FOR PERSONAL PROTECTION.

9. TESTS

- THE GENERATING SET IS LOAD TEST BEFORE DISPATCH.
- ALL PROTECTIVE DEVICES CONTROL FUNCTIONS AND SITE LOAD CONDITIONS ARE SIMULATED. THE GENERATOR AND IT'S SYSTEMS ARE CHECKED BEFORE DISPATCH.

10. EQUIPMENT FINISHING

ALL MILD STEEL COMPONENTS ARE FULLY DEGREASED AND PAINTED WITH POWDER COATED PAINT TO ENSURE MAXIMUM SCUFF RESISTANCE AND DURABILITY.

11. EQUIPMENT FINISHING

OPERATION & MAINTENANCE MANUAL, CIRCUIT WIRING DIAGRAMS.

12. QUALITY STANDARDS

THE EQUIPMENT MEETS THE FOLLOWING STANDARDS:BS4999, BS5000, BS5514, IEC60034, VDE0530 AND ISO8528

13. WARRANTY

ALL OF THE GENERATING SETS ARE COVERED UNDER A WARRANTY POLICY FOR A PERIOD OF 12MONTHS OR 1 YEAR (WHICHEVER COMES EARLIER) OF THE EQUIPMENT IS IN LINE WITH MANUFACTURERS WARRANTY TERMS AND CONDITIONS.

6. FUEL SYSTEM

ON GENERATING SETS UP TO 750KVA STANDBY, THE CHASSIS DESIGN IS INCORPORATED WITH INTEGRAL FUEL TANK WITH A CAPACITY OF APPROX 5HOURS TO 8HOURS RUNNING AT FULL LOAD. THE TANK IS SUPPLIED COMPLETE WITH FILL CAP, BREATHER, FUEL FEED AND RETURN LINES TO THE ENGINE AND DRAIN PLUG.

7. ALTERNATOR

7.1 INSULATION SYSTEM

- THE INSULATION SYSTEM IS CLASS H
- ALL WINDINGS ARE IMPREGNATED IN EITHER A TRIPLE DIP THERMOSETTING LIQUID, OIL AND ACID RESISTING POLYESTER VARNISH OR VACUUM PRESSURE IMPREGNATED WITH A SPECIAL POLYESTER RESIN.

- HEAVY COAT OF ANTITRACKING VARNISH ADDITIONAL PROTECTION AGAINST MOISTURE OR CONDENSATION

7.2 AUTOMATIC VOLTAGE REGULATOR (AVR)

- THE FULLY SEALED AUTOMATIC VOLTAGE REGULATOR MAINTAINS THE VOLTAGE REGULATION AT ±1%.

7.3 MOTOR STARING (OPTIONAL)

- AN OVERLOAD CAPACITY EQUIVALENT TO 300% OF THE FULL LOAD IMPEDANCE AT ZERO POWER FACTOR CAN BE SUSTAINED FOR 10 SECONDS, WHEN AREP (AUXILIARY WINDING)OPTION IS FITTED.

8. MOUNTING ARRANGMENT

8.1 CHASSIS

THE COMPLETE GENERATING SET IS MOUNTED AS A WHOLE ON A HEAVY DUTY FABRICATED STEEL CHASSIS.

IN LINE WITH CONTINUOUS PRODUCT DEVELOPMENT, WE RESERVE THE RIGHT TO CHANGE SPECIFICATIONS WITHOUT NOTICE.